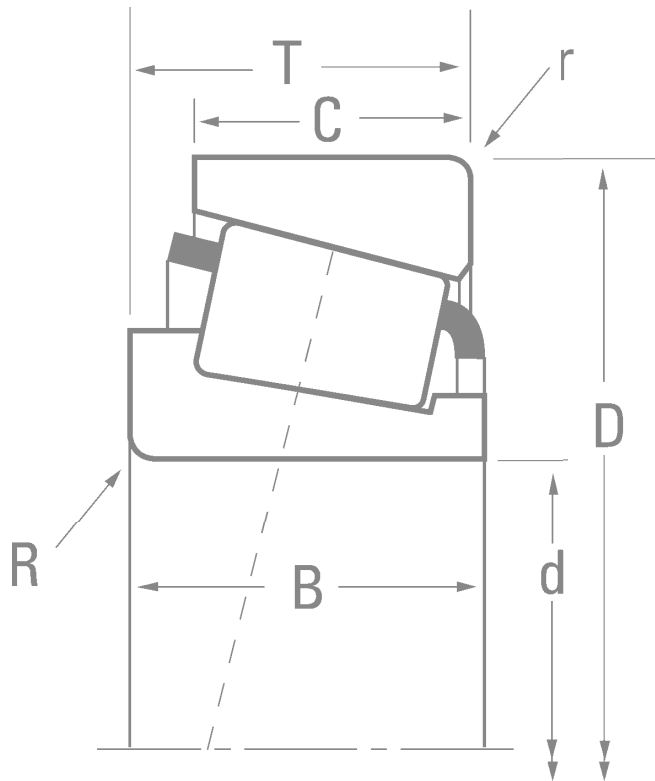


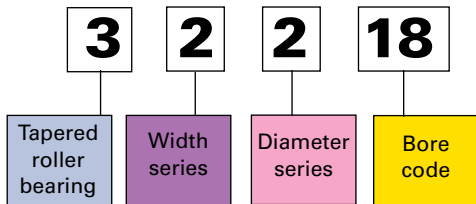
TIMKEN



TIMKEN® METRIC TAPERED ROLLER BEARINGS

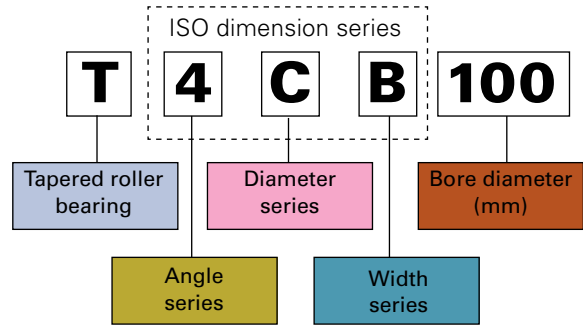
METRIC PART-NUMBERING SYSTEMS

ORIGINAL ISO PART-NUMBERING



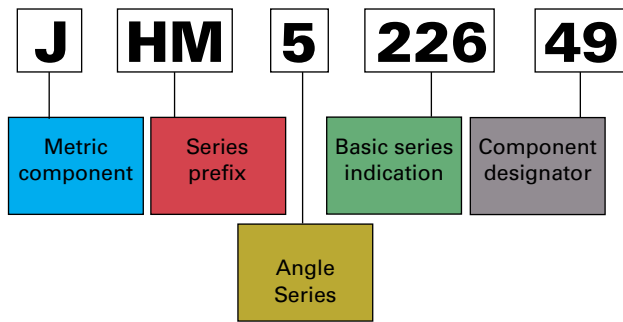
The original metric part-numbering system for tapered roller bearings was based on the ISO 15 dimensional plan for radial bearings.

ISO 355 PART NUMBERING



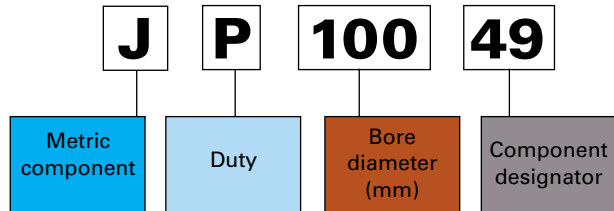
ISO introduced a new numbering system for tapered roller bearings in the ISO 355 plan. This numbering system uses three alphanumeric fields to define a dimension series. The bearing part number is defined by adding the inner ring bore diameter after the dimension series.

J-LINE PART NUMBERS



ABMA (inch) part numbers designed with metric envelope dimensions are identified with a J-prefix. Many of these part numbers have been assigned an ISO dimension series.

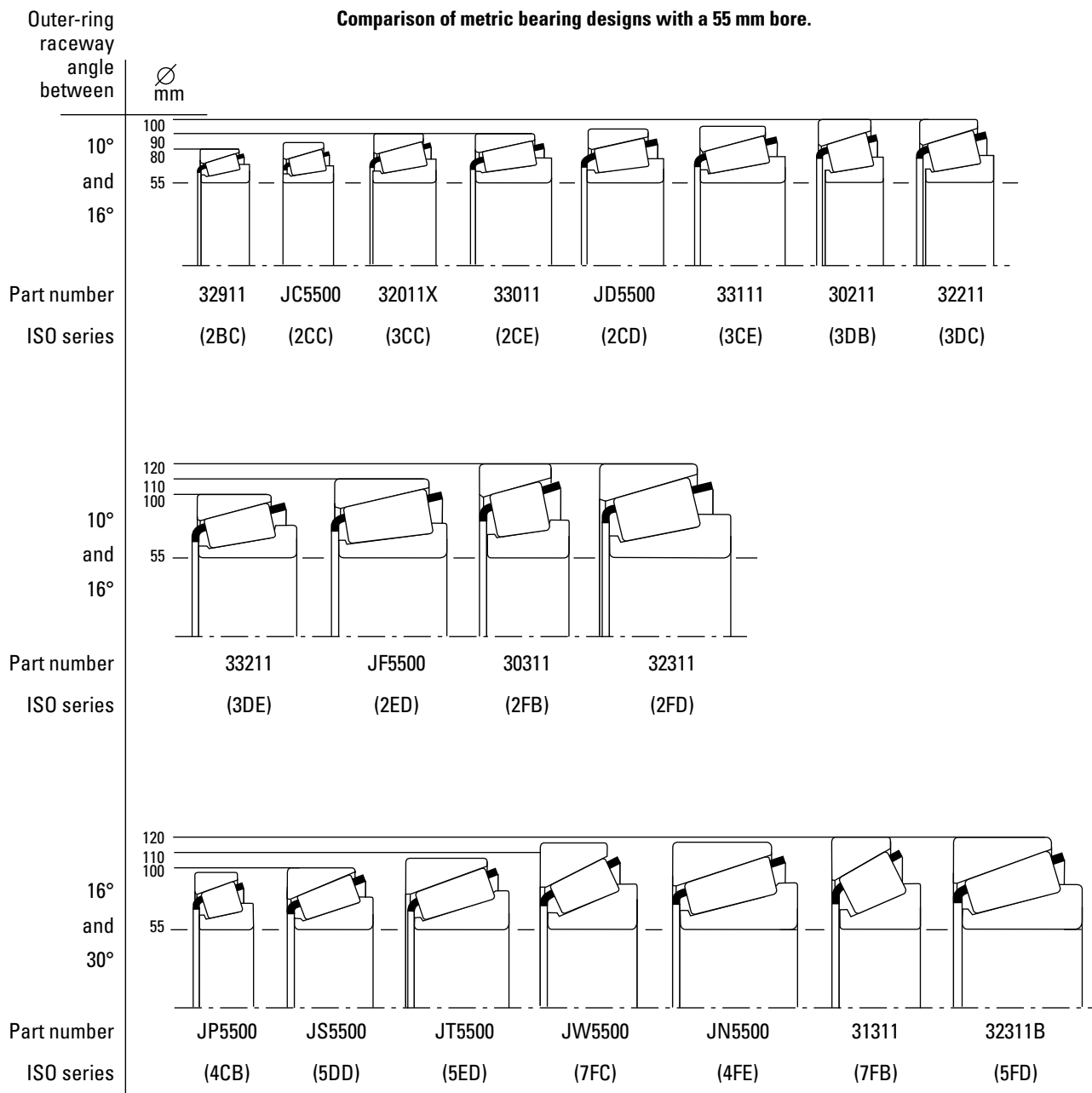
J-PREFIX



The latest ISO 355 plan includes an expanded range of metric bearings originally designed by The Timken Company. These bearings are identified with a J-prefix.

ISO SERIES DESIGNATIONS

Comparison of metric bearing designs with a 55 mm bore.



NOTE

Product performance is affected by many factors beyond the control of Timken. Therefore, the suitability and feasibility of all designs and product selection should be validated by you. This brochure is provided solely to give you, a customer of Timken or its parent or affiliates, analysis tools and data to assist you in your design. No warranty, expressed or implied, including any warranty of fitness for a particular purpose, is made by Timken. Timken products and services are sold subject to a Limited Warranty.

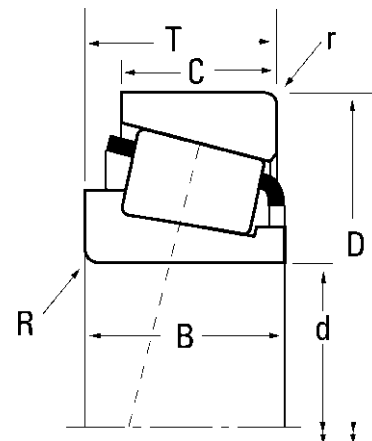
You can see your Timken engineer for more information.

TIMKEN® METRIC TAPERED ROLLER BEARINGS

BEARING DATA

Bore	Part Number	Dimension Series (ISO 355)	Bearing Dimensions				
			Bore	O.D.	Width	Width	Width
			d	D	T	B	C
		mm	mm	mm	mm	mm	mm
15	30302	2FB	15.000	42.000	14.250	13.000	11.000
17	30203	2DB	17.000	40.000	13.250	12.000	11.000
	30303	2FB	17.000	47.000	15.250	14.000	12.000
20	32004X	3CC	20.000	42.000	15.000	15.000	12.000
	XAA32004X/YAA32004X	-	20.000	42.000	15.000	15.000	12.000
	30204	2DB	20.000	47.000	15.250	14.000	12.000
	32204	2DD	20.000	47.000	19.250	18.000	15.000
	30304	2FB	20.000	52.000	16.250	15.000	13.000
	32304	2FD	20.000	52.000	22.250	21.000	18.000
25	32005X	4CC	25.000	47.000	15.000	15.000	11.500
	XAA32005X/YAA32005X	-	25.000	47.000	15.000	15.000	11.500
	30205	3CC	25.000	52.000	16.250	15.000	13.000
	32205	2CD	25.000	52.000	19.250	18.000	16.000
	32205B	5CD	25.000	52.000	19.250	18.000	15.000
	33205	2DE	25.000	52.000	22.000	22.000	18.000
	30305	2FB	25.000	62.000	18.250	17.000	15.000
	32305	2FD	25.000	62.000	25.250	24.000	20.000
30	32006X	4CC	30.000	55.000	17.000	17.000	13.000
	30206	3DB	30.000	62.000	17.250	16.000	14.000
	32206	3DC	30.000	62.000	21.250	20.000	17.000
	32206B	5DC	30.000	62.000	21.250	20.000	17.000
	33206	2DE	30.000	62.000	25.000	25.000	19.500
	30306	2FB	30.000	72.000	20.750	19.000	16.000
	32306	2FD	30.000	72.000	28.750	27.000	23.000
35	32007X	4CC	35.000	62.000	18.000	18.000	14.000
	30207	3DB	35.000	72.000	18.250	17.000	15.000
	32207	3DC	35.000	72.000	24.250	23.000	19.000
	33207	2DE	35.000	72.000	28.000	28.000	22.000
	30307	2FB	35.000	80.000	22.750	21.000	18.000
	31307	7FB	35.000	80.000	22.750	21.000	15.000
	32307	2FE	35.000	80.000	32.750	31.000	25.000
40	32008X	3CD	40.000	68.000	19.000	19.000	14.500
	XAA32008X/Y32008X	-	40.000	68.000	19.000	19.000	14.500
	33108	2CE	40.000	75.000	26.000	26.000	20.500
	XAA33108/Y33108	-	40.000	75.000	26.000	26.000	20.500
	30208	3DB	40.000	80.000	19.750	18.000	16.000
	32208	3DC	40.000	80.000	24.750	23.000	19.000
	33208	2DE	40.000	80.000	32.000	32.000	25.000
	JF4049/JF4010	2EE	40.000	85.000	33.000	32.500	28.000
	30308	2FB	40.000	90.000	25.250	23.000	20.000
	31308	7FB	40.000	90.000	25.250	23.000	17.000
	32308	2FD	40.000	90.000	35.250	33.000	27.000
	32308B	5FD	40.000	90.000	35.250	33.000	27.000

Mounting Dimensions		Load Ratings			Weight kg
Max Shaft Fillet Radius R ⁽³⁾	Max Housing Fillet Radius r ⁽³⁾	Dynamic Radial ⁽¹⁾ C ₁	Factors ⁽²⁾		
mm	mm	N	e	Y	
1.00	1.00	26000	0.29	2.11	0.11
1.00	1.00	21300	0.35	1.74	0.08
1.00	1.00	32700	0.29	2.11	0.14
0.60	0.60	27700	0.37	1.60	0.10
2.00	1.00	27700	0.37	1.60	0.10
1.00	1.00	33200	0.35	1.74	0.13
1.00	1.00	41800	0.33	1.81	0.16
1.50	1.50	38500	0.30	2.00	0.17
1.50	1.50	55200	0.30	2.00	0.24
3.30	1.00	30800	0.43	1.39	0.11
3.30	1.00	30800	0.43	1.39	0.11
1.00	1.00	36900	0.37	1.60	0.15
1.00	1.00	42000	0.36	1.67	0.18
1.00	2.00	39700	0.58	1.03	0.19
1.00	1.00	55100	0.35	1.71	0.23
1.50	1.50	53800	0.30	2.00	0.26
1.50	1.50	72400	0.30	2.00	0.37
1.00	1.00	39200	0.43	1.39	0.18
1.00	1.00	49300	0.37	1.60	0.23
1.00	1.00	55800	0.37	1.60	0.29
1.00	1.00	55800	0.56	1.07	0.30
1.00	1.00	73900	0.34	1.76	0.35
1.50	1.50	67700	0.31	1.90	0.39
1.50	1.50	87600	0.31	1.90	0.56
1.00	1.00	47700	0.45	1.32	0.22
1.50	1.50	57600	0.37	1.60	0.34
1.50	1.50	81700	0.37	1.60	0.44
1.50	1.50	99900	0.35	1.70	0.52
2.00	1.50	87200	0.31	1.90	0.53
2.00	1.50	72800	0.83	0.73	0.55
2.00	1.50	116000	0.31	1.90	0.76
1.00	1.00	53800	0.38	1.58	0.27
3.50	1.00	53800	0.38	1.58	0.27
1.50	1.50	88000	0.36	1.69	0.50
3.50	1.50	88000	0.36	1.69	0.50
1.50	1.50	70900	0.37	1.60	0.43
1.50	1.50	88300	0.37	1.60	0.53
1.50	1.50	121000	0.36	1.68	0.73
2.50	2.00	137000	0.34	1.74	0.90
2.00	1.50	98700	0.35	1.74	0.73
2.00	1.50	85300	0.83	0.73	0.73
2.00	1.50	133000	0.35	1.74	1.03
2.00	1.50	132000	0.55	1.10	1.10



⁽¹⁾ Based on 1 x 10⁶ revolutions L₁₀ life, for the ISO life-calculation method.

⁽²⁾ Consult your Timken engineer for instructions on use or review the Timken Engineering Manual on timken.com/catalogs.

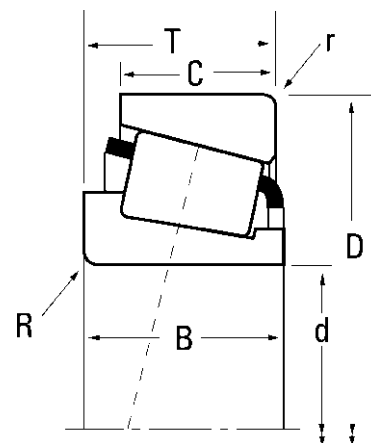
⁽³⁾ These maximum fillet radii will be cleared by the bearing corners.

TIMKEN® METRIC TAPERED ROLLER BEARINGS

BEARING DATA

Bore	Part Number	Dimension Series (ISO 355)	Bearing Dimensions				
			Bore	O.D.	Width	Width	Width
			d	D	T	B	C
		mm	mm	mm	mm	mm	mm
45	32009X	3CC	45.000	75.000	20.000	20.000	15.500
	XAA32009X/Y32009X	-	45.000	75.000	20.000	20.000	15.500
	33109	3CE	45.000	80.000	26.000	26.000	20.500
	30209	3DB	45.000	85.000	20.750	19.000	16.000
	32209	3DC	45.000	85.000	24.750	23.000	19.000
	33209	3DE	45.000	85.000	32.000	32.000	25.000
	JW4549/JW4510	7FC	45.000	95.000	29.000	26.500	20.000
	30309	2FB	45.000	100.000	27.250	25.000	22.000
	31309	7FB	45.000	100.000	27.250	25.000	18.000
	32309	2FD	45.000	100.000	38.250	36.000	30.000
	32309B	5FD	45.000	100.000	38.250	36.000	30.000
50	32010X	3CC	50.000	80.000	20.000	20.000	15.500
	XAA32010X/Y32010X	-	50.000	80.000	20.000	20.000	15.500
	33010	2CE	50.000	80.000	24.000	24.000	19.000
	XAB32010X/YKB32010X		50.000	82.000	21.500	20.000	17.000
	JLM104948/JLM104910	2CC	50.000	82.000	21.500	21.500	17.000
	JLM704649/JLM704610	4CC	50.000	84.000	22.000	22.000	17.500
	33110	3CE	50.000	85.000	26.000	26.000	20.000
	30210	3DB	50.000	90.000	21.750	20.000	17.000
	32210	3DC	50.000	90.000	24.750	23.000	19.000
	JM205149/JM205110	2DD	50.000	90.000	28.000	28.000	23.000
	33210	3DE	50.000	90.000	32.000	32.000	24.500
	JW5049/JW5010	7FC	50.000	105.000	32.000	29.000	22.000
	JHM807045/JHM807010	4FD	50.000	105.000	37.000	36.000	29.000
	30310	2FB	50.000	110.000	29.250	27.000	23.000
	31310	7FB	50.000	110.000	29.250	27.000	19.000
	32310	2FD	50.000	110.000	42.250	40.000	33.000
32310B	5FD	50.000	110.000	42.250	40.000	33.000	
55	JLM506849/JLM506810	-	55.000	90.000	23.000	23.000	18.500
	32011X	3CC	55.000	90.000	23.000	23.000	17.500
	33011	2CE	55.000	90.000	27.000	27.000	21.000
	JM207049/JM207010	-	55.000	95.000	29.000	29.000	23.500
	33111	3CE	55.000	95.000	30.000	30.000	23.000
	30211	3DB	55.000	100.000	22.750	21.000	18.000
	32211	3DC	55.000	100.000	26.750	25.000	21.000
	33211	3DE	55.000	100.000	35.000	35.000	27.000
	JW5549/JW5510	7FC	55.000	115.000	34.000	31.000	23.500
	30311	2FB	55.000	120.000	31.500	29.000	25.000
	31311	7FB	55.000	120.000	31.500	29.000	21.000
	32311	2FD	55.000	120.000	45.500	43.000	35.000
32311B	5FD	55.000	120.000	45.500	43.000	35.000	
60	32012X	4CC	60.000	95.000	23.000	23.000	17.500
	JLM508748/JLM508710	3CD	60.000	95.000	24.000	24.000	19.000

Mounting Dimensions		Load Ratings			Weight kg
Max Shaft Fillet Radius R ⁽³⁾	Max Housing Fillet Radius r ⁽³⁾	Dynamic Radial ⁽¹⁾ C ₁	Factors ⁽²⁾		
mm	mm	N	e	Y	
1.00	1.00	66400	0.39	1.53	0.34
3.00	1.00	66400	0.39	1.53	0.34
1.50	1.50	95100	0.38	1.57	0.54
1.50	1.50	80000	0.40	1.48	0.49
1.50	1.50	87500	0.40	1.48	0.58
1.50	1.50	125000	0.39	1.56	0.79
2.50	2.50	99900	0.87	0.69	0.90
2.00	1.50	129000	0.35	1.74	1.01
2.00	1.50	106000	0.83	0.73	0.94
2.00	1.50	154000	0.35	1.74	1.36
2.00	1.50	159000	0.55	1.10	1.42
1.00	1.00	69800	0.42	1.42	0.36
2.30	1.00	69800	0.42	1.42	0.36
1.00	1.00	80600	0.32	1.90	0.45
3.00	0.5	69800	0.42	1.42	0.41
3.00	0.50	81300	0.31	1.97	0.42
3.50	1.50	81400	0.44	1.37	0.46
1.50	1.50	96700	0.41	1.46	0.58
1.50	1.50	86000	0.42	1.43	0.54
1.50	1.50	99800	0.42	1.43	0.62
3.00	2.50	124000	0.33	1.82	0.74
1.50	1.50	130000	0.41	1.45	1.03
3.00	3.00	119000	0.87	0.69	1.23
3.00	2.50	172000	0.49	1.23	1.50
2.50	2.00	142000	0.35	1.74	1.25
2.50	2.00	124000	0.83	0.73	1.21
2.50	2.00	187000	0.35	1.74	1.83
2.50	2.00	193000	0.55	1.10	1.94
1.50	0.50	84400	0.40	1.49	0.54
1.50	1.50	94900	0.41	1.48	0.56
1.50	1.50	99500	0.31	1.92	0.66
1.50	2.50	131000	0.33	1.79	0.83
1.50	1.50	133000	0.37	1.60	0.83
2.00	1.50	103000	0.40	1.48	0.72
2.00	1.50	121000	0.40	1.48	0.84
2.00	1.50	155000	0.40	1.50	1.16
3.00	3.00	145000	0.87	0.69	1.57
2.50	2.00	174000	0.35	1.74	1.63
2.50	2.00	145000	0.83	0.73	1.57
2.50	2.00	228000	0.35	1.74	2.32
2.50	2.00	223000	0.55	1.10	2.45
1.50	1.50	96700	0.43	1.39	0.60
5.00	2.50	97600	0.40	1.49	0.59



⁽¹⁾ Based on 1×10^6 revolutions L_{10} life, for the ISO life-calculation method.

⁽²⁾ Consult your Timken engineer for instructions on use or review the Timken Engineering Manual on timken.com/catalogs.

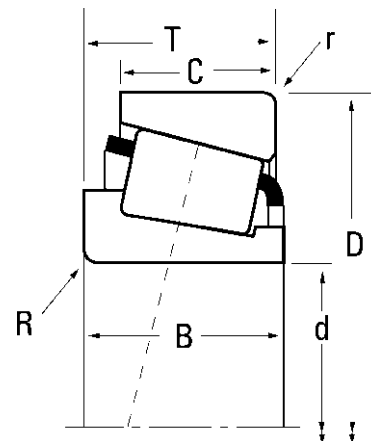
⁽³⁾ These maximum fillet radii will be cleared by the bearing corners.

TIMKEN® METRIC TAPERED ROLLER BEARINGS

BEARING DATA

Bore	Part Number	Dimension Series (ISO 355)	Bearing Dimensions				
			Bore	O.D.	Width	Width	Width
			d	D	T	B	C
		mm	mm	mm	mm	mm	mm
60	33012	2CE	60.000	95.000	27.000	27.000	21.000
	JP6049/JP6010	4CB	60.000	100.000	21.000	20.000	15.500
	33112	3CE	60.000	100.000	30.000	30.000	23.000
	30212	3EB	60.000	110.000	23.750	22.000	19.000
	32212	3EC	60.000	110.000	29.750	28.000	24.000
	33212	3EE	60.000	110.000	38.000	38.000	29.000
	XAB33212/Y33212	-	60.000	110.000	38.000	38.000	29.000
	JF6049/JF6010	2EE	60.000	115.000	40.000	39.000	33.000
	JW6049/JW6010	7FC	60.000	125.000	37.000	33.500	26.000
	30312	2FB	60.000	130.000	33.500	31.000	26.000
	31312	7FB	60.000	130.000	33.500	31.000	22.000
	32312	2FD	60.000	130.000	48.500	46.000	37.000
	32312B	5FD	60.000	130.000	48.500	46.000	37.000
	65	32013X	4CC	65.000	100.000	23.000	23.000
33013		2CE	65.000	100.000	27.000	27.000	21.000
JLM710949C/JLM710910		-	65.000	105.000	24.000	23.000	18.500
JM511946/JM511910		3DC	65.000	110.000	28.000	28.000	22.500
JD6549/JD6510		2DD	65.000	110.000	31.000	31.000	25.000
33113		3DE	65.000	110.000	34.000	34.000	26.500
30213		3EB	65.000	120.000	24.750	23.000	20.000
32213		3EC	65.000	120.000	32.750	31.000	27.000
JH211749/JH211710		2ED	65.000	120.000	39.000	38.500	32.000
33213		3EE	65.000	120.000	41.000	41.000	32.000
JW6549/JW6510		7FC	65.000	130.000	37.000	33.500	26.000
30313		2GB	65.000	140.000	36.000	33.000	28.000
31313		7GB	65.000	140.000	36.000	33.000	23.000
32313		2GD	65.000	140.000	51.000	48.000	39.000
70	JP7049/JP7010	4CB	70.000	110.000	21.000	20.000	15.500
	32014X	4CC	70.000	110.000	25.000	25.000	19.000
	JLM813049/JLM813010	-	70.000	110.000	26.000	25.000	20.500
	33014	2CE	70.000	110.000	31.000	31.000	25.500
	JM612949/JM612910	-	70.000	115.000	29.000	29.000	23.000
	33114	3DE	70.000	120.000	37.000	37.000	29.000
	30214	3EB	70.000	125.000	26.250	24.000	21.000
	32214	3EC	70.000	125.000	33.250	31.000	27.000
	33214	3EE	70.000	125.000	41.000	41.000	32.000
	JF7049/JF7010	2ED	70.000	130.000	43.000	42.000	35.000
	JF7049A/JF7010	-	70.000	130.000	43.000	42.000	35.000
	JW7049/JW7010	7FC	70.000	140.000	39.000	35.500	27.000
	30314	2GB	70.000	150.000	38.000	35.000	30.000
	31314	7GB	70.000	150.000	38.000	35.000	25.000
32314	2GD	70.000	150.000	54.000	51.000	42.000	
75	32015X	4CC	75.000	115.000	25.000	25.000	19.000
	33015	2CE	75.000	115.000	31.000	31.000	25.500

Mounting Dimensions		Load Ratings			Weight kg
Max Shaft Fillet Radius R ⁽³⁾	Max Housing Fillet Radius r ⁽³⁾	Dynamic Radial ⁽¹⁾ C ₁	Factors ⁽²⁾		
mm	mm	N	e	Y	
1.50	1.50	103000	0.33	1.83	0.69
2.00	2.00	87300	0.47	1.27	0.59
1.50	1.50	137000	0.40	1.51	0.92
2.00	1.50	107000	0.40	1.48	0.88
2.00	1.50	137000	0.40	1.48	1.14
2.00	1.50	198000	0.40	1.48	1.53
5.00	1.50	198000	0.40	1.48	1.53
2.50	2.50	231000	0.33	1.80	1.86
3.00	3.00	172000	0.82	0.73	2.02
3.00	2.50	201000	0.35	1.74	1.96
3.00	2.50	171000	0.83	0.73	1.97
3.00	2.50	264000	0.35	1.74	2.89
3.00	2.50	216000	0.55	1.10	3.07
1.50	1.50	98000	0.46	1.31	0.64
1.50	1.50	107000	0.35	1.72	0.74
3.00	1.00	108000	0.45	1.32	0.72
3.00	2.50	141000	0.40	1.49	1.06
2.00	2.00	163000	0.33	1.81	1.18
1.50	1.50	167000	0.39	1.55	1.27
2.00	1.50	138000	0.40	1.48	1.14
2.00	1.50	160000	0.40	1.48	1.51
3.00	2.50	223000	0.34	1.78	1.87
2.00	1.50	221000	0.39	1.54	1.97
3.00	3.00	175000	0.87	0.69	2.14
3.00	2.50	222000	0.35	1.74	2.47
3.00	2.50	196000	0.83	0.73	2.39
3.00	2.50	320000	0.35	1.74	3.62
2.00	2.00	91600	0.46	1.30	0.67
1.50	1.50	112000	0.43	1.38	0.86
1.00	2.50	115000	0.49	1.23	0.88
1.50	1.50	153000	0.28	2.11	1.11
3.00	2.50	145000	0.43	1.39	1.12
2.00	1.50	198000	0.38	1.58	1.69
2.00	1.50	138000	0.42	1.43	1.23
2.00	1.50	182000	0.42	1.43	1.63
2.00	1.50	238000	0.41	1.47	2.11
3.00	2.50	275000	0.33	1.80	2.49
7.00	2.50	275000	0.33	1.80	2.46
3.00	3.00	204000	0.87	0.69	2.64
3.00	2.50	251000	0.35	1.74	2.97
3.00	2.50	213000	0.83	0.73	2.92
3.00	2.50	366000	0.35	1.74	4.39
1.50	1.50	114000	0.46	1.31	0.91
1.50	1.50	158000	0.30	2.01	1.15



⁽¹⁾ Based on 1 x 10⁶ revolutions L₁₀ life, for the ISO life-calculation method.

⁽²⁾ Consult your Timken engineer for instructions on use or review the Timken Engineering Manual on timken.com/catalogs.

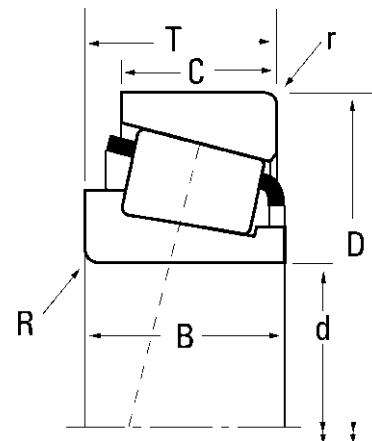
⁽³⁾ These maximum fillet radii will be cleared by the bearing corners.

TIMKEN® METRIC TAPERED ROLLER BEARINGS

BEARING DATA

Bore	Part Number	Dimension Series (ISO 355)	Bearing Dimensions				
			Bore	O.D.	Width	Width	Width
			d	D	T	B	C
		mm	mm	mm	mm	mm	mm
75	JM714249/JM714210	4CD	75.000	120.000	31.000	29.500	25.000
	33115	3DE	75.000	125.000	37.000	37.000	29.000
	30215	4DB	75.000	130.000	27.250	25.000	22.000
	32215	4DC	75.000	130.000	33.250	31.000	27.000
	33215	3EE	75.000	130.000	41.000	41.000	31.000
	JH415647/JH415610	2FE	75.000	145.000	51.000	51.000	42.000
	JW7549/JW7510	7FC	75.000	150.000	42.000	38.000	29.000
	30315	2GB	75.000	160.000	40.000	37.000	31.000
	31315	7GB	75.000	160.000	40.000	37.000	26.000
	32315	2GD	75.000	160.000	58.000	55.000	45.000
80	32016X	3CC	80.000	125.000	29.000	29.000	22.000
	33016	2CE	80.000	125.000	36.000	36.000	29.500
	JM515649/JM515610	3DD	80.000	130.000	35.000	34.000	28.500
	33116	3DE	80.000	130.000	37.000	37.000	29.000
	XA33116/Y33116	-	80.000	130.000	37.000	37.000	29.000
	30216	3EB	80.000	140.000	28.250	26.000	22.000
	32216	3EC	80.000	140.000	35.250	33.000	28.000
	33216	3EE	80.000	140.000	46.000	46.000	35.000
	JW8049/JW8010	7FC	80.000	160.000	45.000	41.000	31.000
	30316	2GB	80.000	170.000	42.500	39.000	33.000
	31316	7GB	80.000	170.000	42.500	39.000	27.000
	32316	2GD	80.000	170.000	61.500	58.000	48.000
85	32017X	4CC	85.000	130.000	29.000	29.000	22.000
	XAA32017X/Y32017X	-	85.000	130.000	29.000	29.000	22.000
	33017	2CE	85.000	130.000	36.000	36.000	29.500
	JHM516849/JHM516810	3DD	85.000	140.000	39.000	38.000	31.500
	33117	3DE	85.000	140.000	41.000	41.000	32.000
	30217	3EB	85.000	150.000	30.500	28.000	24.000
	32217	3EC	85.000	150.000	38.500	36.000	30.000
	33217	3EE	85.000	150.000	49.000	49.000	37.000
	30317	2GB	85.000	180.000	44.500	41.000	34.000
	31317	7GB	85.000	180.000	44.500	41.000	28.000
	32317	2GD	85.000	180.000	63.500	60.000	49.000
90	32018X	3CC	90.000	140.000	32.000	32.000	24.000
	XAA32018X/Y32018X	-	90.000	140.000	32.000	32.000	24.000
	33018	2CE	90.000	140.000	39.000	39.000	32.500
	JM718149/JM718110	4DC	90.000	145.000	35.000	34.000	27.000
	JT9049/JT9010	5ED	90.000	150.000	42.000	40.000	34.000
	33118	3DE	90.000	150.000	45.000	45.000	35.000
	JHM318448/JHM318410	-	90.000	155.000	44.000	44.000	35.500
	30218	3FB	90.000	160.000	32.500	30.000	26.000
	32218	3FC	90.000	160.000	42.500	40.000	34.000
	30318	2GB	90.000	190.000	46.500	43.000	36.000
	31318	7GB	90.000	190.000	46.500	43.000	30.000

Mounting Dimensions		Load Ratings			Weight kg
Max Shaft Fillet Radius R ⁽³⁾	Max Housing Fillet Radius r ⁽³⁾	Dynamic Radial ⁽¹⁾ C ₁	Factors ⁽²⁾		
mm	mm	N	e	Y	
3.00	2.50	159000	0.44	1.35	1.27
2.00	1.50	205000	0.40	1.51	1.76
2.00	1.50	152000	0.44	1.38	1.35
2.00	1.50	184000	0.44	1.38	1.69
2.00	1.50	236000	0.43	1.40	2.17
3.00	2.50	347000	0.36	1.66	3.81
3.00	3.00	231000	0.87	0.69	3.22
3.00	2.50	299000	0.35	1.74	3.65
3.00	2.50	248000	0.83	0.73	3.46
3.00	2.50	357000	0.35	1.74	5.06
1.50	1.50	166000	0.42	1.42	1.27
1.50	1.50	210000	0.28	2.16	1.62
3.00	2.50	192000	0.39	1.54	1.71
2.00	1.50	209000	0.42	1.44	1.86
2.00	1.50	209000	0.42	1.44	1.85
2.50	2.00	164000	0.42	1.43	1.63
2.50	2.00	206000	0.42	1.43	2.07
2.50	2.00	297000	0.43	1.41	2.95
3.00	3.00	264000	0.87	0.69	4.04
3.00	2.50	334000	0.35	1.74	4.31
3.00	2.50	271000	0.83	0.73	4.06
3.00	2.50	448000	0.35	1.74	6.34
1.50	1.50	163000	0.44	1.36	1.33
6.50	1.50	163000	0.44	1.36	1.31
1.50	1.50	220000	0.29	2.06	1.72
3.00	2.50	238000	0.41	1.47	2.27
2.50	2.00	254000	0.41	1.48	2.45
2.50	2.00	199000	0.42	1.43	2.07
2.50	2.00	245000	0.42	1.43	2.62
2.50	2.00	351000	0.42	1.43	3.60
4.00	3.00	313000	0.35	1.74	4.78
4.00	3.00	284000	0.83	0.73	4.97
4.00	3.00	481000	0.35	1.74	7.24
2.00	1.50	183000	0.42	1.42	1.70
6.00	1.50	183000	0.42	1.42	1.70
2.00	1.50	247000	0.27	2.23	2.20
3.00	2.50	222000	0.44	1.35	2.14
5.10	3.00	252000	0.55	1.10	2.90
2.50	2.00	306000	0.40	1.51	3.15
3.00	2.50	331000	0.34	1.76	3.33
2.50	2.00	240000	0.42	1.43	2.63
2.50	2.00	312000	0.42	1.43	3.47
4.00	3.00	375000	0.35	1.74	5.56
4.00	3.00	324000	0.83	0.73	5.93



⁽¹⁾ Based on 1 x 10⁶ revolutions L₁₀ life, for the ISO life-calculation method.

⁽²⁾ Consult your Timken engineer for instructions on use or review the Timken Engineering Manual on timken.com/catalogs.

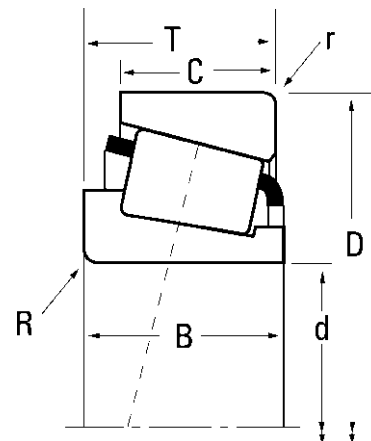
⁽³⁾ These maximum fillet radii will be cleared by the bearing corners.

TIMKEN® METRIC TAPERED ROLLER BEARINGS

BEARING DATA

Bore	Part Number	Dimension Series (ISO 355)	Bearing Dimensions				
			Bore	O.D.	Width	Width	Width
			d	D	T	B	C
		mm	mm	mm	mm	mm	mm
90	JHH221436/JHH221413	2GC	90.000	190.000	57.150	57.531	46.038
	32318	2GD	90.000	190.000	67.500	64.000	53.000
95	32019X	4CC	95.000	145.000	32.000	32.000	24.000
	33019	2CE	95.000	145.000	39.000	39.000	32.500
	XAA33019/Y33019	-	95.000	145.000	39.000	39.000	32.500
	JM719149/JM719113	4DC	95.000	150.000	35.000	34.000	27.000
	JF9549/JF9510	2ED	95.000	160.000	46.000	46.000	38.000
	30219	3FB	95.000	170.000	34.500	32.000	27.000
	32219	3FC	95.000	170.000	45.500	43.000	37.000
	30319	2GB	95.000	200.000	49.500	45.000	38.000
	32319	2GD	95.000	200.000	71.500	67.000	55.000
100	JP10049/JP10010	4CB	100.000	145.000	24.000	22.500	17.500
	JP10049A/JP10010A	-	100.000	145.000	24.000	22.500	17.500
	32020X	4CC	100.000	150.000	32.000	32.000	24.000
	33020	2CE	100.000	150.000	39.000	39.000	32.500
	JM720249/JM720210	4DC	100.000	155.000	36.000	35.000	28.000
	JHM720249/JHM720210	4DD	100.000	160.000	41.000	40.000	32.000
	30220	3FB	100.000	180.000	37.000	34.000	29.000
	32220	3FC	100.000	180.000	49.000	46.000	39.000
	33220	3FE	100.000	180.000	63.000	63.000	48.000
	30320	2GB	100.000	215.000	51.500	47.000	39.000
	31320X	7GB	100.000	215.000	56.500	51.000	35.000
	JHH224333/JHH224315	2GC	100.000	215.000	66.675	66.675	53.975
	32320	2GD	100.000	215.000	77.500	73.000	60.000
105	32021X	4DC	105.000	160.000	35.000	35.000	26.000
	33021	2DE	105.000	160.000	43.000	43.000	34.000
	30221	3FB	105.000	190.000	39.000	36.000	30.000
	32221	3FC	105.000	190.000	53.000	50.000	43.000
	32321	2GD	105.000	225.000	81.500	77.000	63.000
110	32022X	4DC	110.000	170.000	38.000	38.000	29.000
	33022	2DE	110.000	170.000	47.000	47.000	37.000
	33122	3EE	110.000	180.000	56.000	56.000	43.000
	30222	3FB	110.000	200.000	41.000	38.000	32.000
	32222	3FC	110.000	200.000	56.000	53.000	46.000
	30322	2GB	110.000	240.000	54.500	50.000	42.000
	31322	7GB	110.000	240.000	63.000	57.000	38.000
32322	2GD	110.000	240.000	84.500	80.000	65.000	
115	JLM722948/JLM722912	4CC	115.000	165.000	28.000	27.000	21.000
120	32924	2CC	120.000	165.000	29.000	29.000	23.000
	JP12049/JP12010	4CB	120.000	170.000	27.000	25.000	19.500
	JP12049A/JP12010	-	120.000	170.000	27.000	25.000	19.500
	32024X	4DC	120.000	180.000	38.000	38.000	29.000
	XAA32024X/Y32024X	-	120.000	180.000	38.000	38.000	29.000
	33024	2DE	120.000	180.000	48.000	48.000	38.000

Mounting Dimensions		Load Ratings			Weight kg
Max Shaft Fillet Radius R ⁽³⁾	Max Housing Fillet Radius r ⁽³⁾	Dynamic Radial ⁽¹⁾ C ₁	Factors ⁽²⁾		
mm	mm	N	e	Y	
8.00	3.30	508000	0.33	1.79	7.65
4.00	3.00	575000	0.35	1.74	8.51
2.00	1.50	186000	0.44	1.36	1.78
2.00	1.50	246000	0.28	2.16	2.23
6.00	1.50	246000	0.28	2.16	2.23
3.00	2.50	215000	0.44	1.36	2.15
3.00	3.00	354000	0.34	1.77	3.74
3.00	2.50	220500	0.42	1.43	3.02
3.00	2.50	316000	0.42	1.43	4.06
4.00	3.00	428000	0.35	1.74	6.65
4.00	3.00	578000	0.35	1.74	9.74
3.00	0.80	125000	0.47	1.27	1.15
5.00	3.00	125000	0.47	1.27	1.13
2.00	1.50	195000	0.46	1.31	1.89
2.00	1.50	251000	0.29	2.09	2.36
3.00	2.50	231000	0.47	1.27	2.36
3.00	2.50	279000	0.47	1.28	3.00
3.00	2.50	301000	0.42	1.43	3.76
3.00	2.50	319000	0.42	1.43	4.92
3.00	2.50	488000	0.40	1.48	6.59
4.00	3.00	448000	0.35	1.74	8.36
4.00	3.00	441000	0.83	0.73	8.76
7.00	3.30	615000	0.33	1.84	11.52
4.00	3.00	586000	0.35	1.74	12.92
2.50	2.00	227000	0.44	1.35	2.40
2.50	2.00	291000	0.28	2.12	2.94
3.00	2.50	325000	0.42	1.43	4.47
3.00	2.50	398000	0.42	1.43	5.94
4.00	3.00	726000	0.35	1.74	14.00
2.50	2.00	282000	0.43	1.39	3.06
2.50	2.00	341000	0.29	2.09	3.81
2.50	2.00	412000	0.42	1.43	5.38
3.00	2.50	374000	0.42	1.43	5.24
3.00	2.50	493000	0.42	1.43	7.28
4.00	3.00	502000	0.35	1.74	11.50
4.00	3.00	523000	0.83	0.73	12.13
4.00	3.00	760000	0.35	1.74	16.99
3.30	3.00	160000	0.46	1.31	1.75
1.50	1.50	149000	0.35	1.72	1.78
3.00	3.00	165000	0.47	1.27	1.70
6.00	3.00	165000	0.47	1.27	1.69
2.50	2.00	292000	0.46	1.31	3.27
5.00	2.00	292000	0.46	1.31	3.25
2.50	2.00	352000	0.31	1.97	4.19



⁽¹⁾ Based on 1 x 10⁶ revolutions L₁₀ life, for the ISO life-calculation method.

⁽²⁾ Consult your Timken engineer for instructions on use or review the Timken Engineering Manual on timken.com/catalogs.

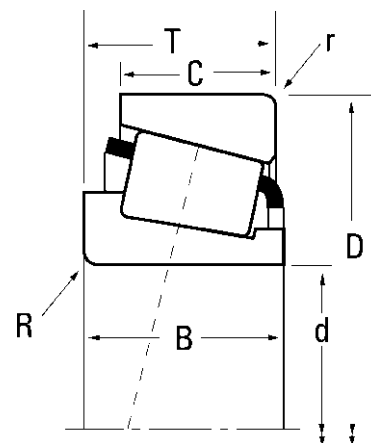
⁽³⁾ These maximum fillet radii will be cleared by the bearing corners.

TIMKEN® METRIC TAPERED ROLLER BEARINGS

BEARING DATA

Bore	Part Number	Dimension Series (ISO 355)	Bearing Dimensions				
			Bore	O.D.	Width	Width	Width
			d	D	T	B	C
		mm	mm	mm	mm	mm	mm
120	30224	4FB	120.000	215.000	43.500	40.000	34.000
	32224	4FD	120.000	215.000	61.500	58.000	50.000
	30324	2GB	120.000	260.000	59.500	55.000	46.000
	31324X	7GB	120.000	260.000	68.000	62.000	42.000
	32324	2GD	120.000	260.000	90.500	86.000	69.000
130	32926	2CC	130.000	180.000	32.000	32.000	25.000
	JP13049/JP13010	4CB	130.000	185.000	29.000	27.000	21.000
	JP13049A/JP13010	-	130.000	185.000	29.000	27.000	21.000
	32026X	4EC	130.000	200.000	45.000	45.000	34.000
	30226	4FB	130.000	230.000	43.750	40.000	34.000
	32226	4FD	130.000	230.000	67.750	64.000	54.000
	30326	-	130.000	280.000	63.750	58.000	49.000
	31326	7GB	130.000	280.000	72.000	66.000	44.000
32326	-	130.000	280.000	98.750	93.000	78.000	
140	32928	2CC	140.000	190.000	32.000	32.000	25.000
	JP14049/JP14010	4CB	140.000	195.000	29.000	27.000	21.000
	XAA32028X/Y32028X	-	140.000	210.000	45.000	45.000	34.000
	32028X	4DC	140.000	210.000	45.000	45.000	34.000
	30228	4FB	140.000	250.000	45.750	42.000	36.000
	32228	4FD	140.000	250.000	71.750	68.000	58.000
150	32930	2DC	150.000	210.000	38.000	38.000	30.000
	32030X	4EC	150.000	225.000	48.000	48.000	36.000
	33030	2EE	150.000	225.000	59.000	59.000	46.000
	30230	4GB	150.000	270.000	49.000	45.000	38.000
	32230	4GD	150.000	270.000	77.000	73.000	60.000
	31330	7GB	150.000	320.000	82.000	75.000	50.000
160	JP16049/JP16010	4DB	160.000	220.000	32.000	30.000	23.000
	JM734445/JM734410	-	160.000	240.000	46.000	44.500	37.000
	32032X	4EC	160.000	240.000	51.000	51.000	38.000
	30232		160.000	290.000	52.000	48.000	40.000
	32232	4GD	160.000	290.000	84.000	80.000	67.000
170	JP17049/JP17010	4DB	170.000	230.000	32.000	30.000	23.000
	32934	3DC	170.000	230.000	38.000	38.000	30.000
	JHM534149/JHM534110	-	170.000	230.000	39.000	38.000	31.000
	JM734449/JM734410	4DD	170.000	240.000	46.000	44.500	37.000
	32034X	4EC	170.000	260.000	57.000	57.000	43.000
	30234	4GB	170.000	310.000	57.000	52.000	43.000
32234	4GD	170.000	310.000	91.000	86.000	71.000	
180	32936	4DC	180.000	250.000	45.000	45.000	34.000
	JM736149/JM736110	4DD	180.000	250.000	47.000	45.000	37.000
	32036X	3FD	180.000	280.000	64.000	64.000	48.000
	30236	4GB	180.000	320.000	57.000	52.000	43.000
	32236	4GD	180.000	320.000	91.000	86.000	71.000

Mounting Dimensions		Load Ratings			Weight kg
Max Shaft Fillet Radius R ⁽³⁾	Max Housing Fillet Radius r ⁽³⁾	Dynamic Radial ⁽¹⁾ C ₁	Factors ⁽²⁾		
mm	mm	N	e	Y	
3.00	2.50	374000	0.44	1.38	6.24
3.00	2.50	553000	0.44	1.38	9.27
4.00	3.00	624000	0.35	1.74	14.17
4.00	3.00	606000	0.83	0.73	15.37
4.00	3.00	908000	0.35	1.74	21.53
2.00	1.50	210000	0.34	1.77	2.36
3.00	3.00	196000	0.47	1.27	2.16
3.00	3.00	196000	0.47	1.27	2.15
2.50	2.00	386000	0.43	1.38	4.98
4.00	3.00	407000	0.44	1.38	7.06
4.00	3.00	644000	0.44	1.38	11.39
5.10	4.00	752000	0.35	1.74	17.43
5.10	4.00	691000	0.83	0.73	19.13
5.00	5.00	1120000	0.35	1.74	26.98
2.00	1.50	224000	0.36	1.67	2.50
3.00	3.00	203000	0.50	1.19	2.29
6.50	2.00	371000	0.46	1.31	5.23
6.50	2.00	393000	0.46	1.31	5.23
4.00	3.00	474000	0.44	1.38	8.92
4.00	3.00	707000	0.44	1.38	14.33
2.50	2.00	306000	0.33	1.83	3.99
3.00	2.50	418000	0.46	1.31	6.38
3.00	2.50	530000	0.36	1.65	8.00
4.00	3.00	533000	0.44	1.38	11.03
4.00	3.00	804000	0.44	1.38	17.70
5.00	4.00	862000	0.83	0.73	28.17
3.00	3.00	229000	0.49	1.23	3.17
3.00	2.50	383000	0.44	1.37	7.14
3.00	2.50	480000	0.46	1.31	7.81
4.00	3.00	573000	0.44	1.38	13.77
4.00	3.00	984000	0.44	1.38	23.41
3.00	3.00	237000	0.46	1.30	3.39
2.50	2.00	335000	0.38	1.57	4.40
3.00	2.50	316000	0.38	1.57	4.30
3.00	2.50	383000	0.44	1.37	6.25
3.00	2.50	576000	0.44	1.35	10.52
5.00	4.00	680000	0.44	1.38	17.10
5.00	4.00	1110000	0.44	1.38	28.37
2.50	2.00	403000	0.48	1.25	6.47
3.00	2.50	409000	0.48	1.25	6.67
3.00	2.50	707000	0.42	1.42	13.98
5.00	4.00	690000	0.45	1.33	17.95
5.00	4.00	1140000	0.45	1.33	30.25



⁽¹⁾ Based on 1 x 10⁶ revolutions L₁₀ life, for the ISO life-calculation method.

⁽²⁾ Consult your Timken engineer for instructions on use or review the Timken Engineering Manual on timken.com/catalogs.

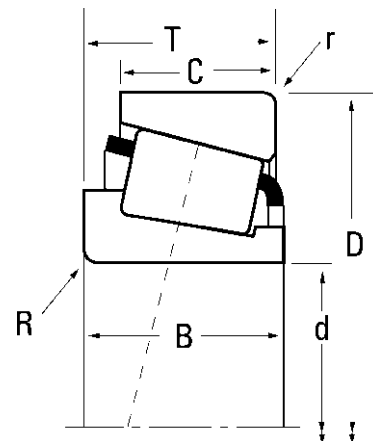
⁽³⁾ These maximum fillet radii will be cleared by the bearing corners.

TIMKEN® METRIC TAPERED ROLLER BEARINGS

BEARING DATA

Bore	Part Number	Dimension Series (ISO 355)	Bearing Dimensions				
			Bore	O.D.	Width	Width	Width
			d	D	T	B	C
		mm	mm	mm	mm	mm	mm
190	32938	4DC	190.000	260.000	45.000	45.000	34.000
	JM738249/JM738210	4DD	190.000	260.000	46.000	44.000	36.500
	32038X	4FD	190.000	290.000	64.000	64.000	48.000
	30238	4GB	190.000	340.000	60.000	55.000	46.000
	32238	4GD	190.000	340.000	97.000	92.000	75.000
200	32940	3EC	200.000	280.000	51.000	51.000	39.000
	32040X	4FD	200.000	310.000	70.000	70.000	53.000
	30240	4GB	200.000	360.000	64.000	58.000	48.000
	32240	3GD	200.000	360.000	104.000	98.000	82.000
220	32944	3EC	220.000	300.000	51.000	51.000	39.000
	32044X	4FD	220.000	340.000	76.000	76.000	57.000
	30244	-	220.000	400.000	72.000	65.000	54.000
	32244	-	220.000	400.000	114.000	108.000	90.000
240	JP24049/JP24010	4EB	240.000	320.000	42.000	39.000	30.000
	32948	4EC	240.000	320.000	51.000	51.000	39.000
	32048X	4FD	240.000	360.000	76.000	76.000	57.000
260	32952	3EC	260.000	360.000	63.500	63.500	48.000
	32052X	4FC	260.000	400.000	87.000	87.000	65.000
	32252	-	260.000	480.000	137.000	130.000	106.000
280	32956	4EC	280.000	380.000	63.500	63.500	48.000
	32056X	4FC	280.000	420.000	87.000	87.000	65.000
300	32960	3FD	300.000	420.000	76.000	76.000	57.000
	32060X	4GD	300.000	460.000	100.000	100.000	74.000
	32260		300.000	540.000	149.000	140.000	115.000
320	32064X	4GD	320.000	480.000	100.000	100.000	74.000
340	32968	4FD	340.000	460.000	76.000	76.000	57.000
360	32972	4FD	360.000	480.000	76.000	76.000	57.000









Mounting Dimensions		Load Ratings			Weight kg
Max Shaft Fillet Radius $R^{(3)}$	Max Housing Fillet Radius $r^{(3)}$	Dynamic Radial ⁽¹⁾ C_1	Factors ⁽²⁾		
mm	mm	N	e	Y	
2.50	2.00	398000	0.48	1.26	6.90
3.00	2.50	407000	0.48	1.26	6.85
3.00	2.50	719000	0.44	1.36	14.60
5.00	4.00	839000	0.44	1.38	22.48
5.00	4.00	1360000	0.44	1.38	36.36
3.00	2.50	530000	0.39	1.52	9.45
3.00	2.50	847000	0.43	1.39	18.70
5.00	4.00	891000	0.44	1.38	25.67
5.00	4.00	1390000	0.41	1.48	42.56
3.00	2.50	561000	0.43	1.41	9.90
4.00	3.00	994000	0.43	1.39	23.97
5.10	4.00	1100000	0.42	1.43	35.25
5.00	4.00	1850000	0.44	1.38	59.41
3.00	3.00	440000	0.46	1.31	8.24
3.00	2.50	571000	0.46	1.31	10.35
4.00	3.00	1030000	0.46	1.31	25.73
3.00	2.50	829000	0.41	1.48	18.60
5.00	4.00	1320000	0.43	1.38	37.84
6.00	5.00	2490000	0.43	1.39	103.96
3.00	2.50	850000	0.43	1.39	19.81
5.00	4.00	1380000	0.46	1.31	40.30
4.00	3.00	1180000	0.39	1.52	31.23
5.00	4.00	1730000	0.43	1.38	56.32
6.00	5.00	3090000	0.43	1.38	139.93
5.00	4.00	1800000	0.46	1.31	59.62
4.00	3.00	1220000	0.44	1.37	34.46
4.00	3.00	1250000	0.46	1.31	45.22



⁽¹⁾ Based on 1×10^6 revolutions L_{10} life, for the ISO life-calculation method.

⁽²⁾ Consult your Timken engineer for instructions on use or review the Timken Engineering Manual on timken.com/catalogs.

⁽³⁾ These maximum fillet radii will be cleared by the bearing corners.

 		DE 	ES 	FR 	IT 	PT 	SE 
Part number		Teilenummer	Referencia	Référence	Codice articolo	Designação	Artikelnummer
Bore diameter	d	Bohrungsdurchmesser	Diámetro interior	Alésage	Alesaggio	Diâmetro do furo	Lagrets innerdiameter
Outside diameter	D	Außendurchmesser	Diámetro exterior	Diamètre extérieur	Diametro esterno	Diâmetro externo	Lagrets ytterdiameter
Width	T	Breite	Ancho total	Largeur	Larghezza	Largura	Lagerbredd
Inner ring width	B	Breite des Innenrings	Ancho de la pista interior	Largeur de la bague intérieure	Larghezza anello interno	Largura do anel interno	Innringens bredd
Outer ring width	C	Breite des Außenrings	Ancho de la pista exterior	Largeur de la bague extérieure	Larghezza anello esterno	Largura do anel externo	Ytterringens bredd
Max shaft fillet radius ⁽³⁾	R	Wellenabrundungsradius (Max.)	Radíos de acuerdo en eje (max)	Rayon d'arondi d'arbre max	Raggio massimo di filettatura dell'albero	Raio máximo do encosto do eixo	Max axelradie
Max housing fillet radius ⁽³⁾	r	Gehäuseabrundungsradius (Max.)	Radíos de acuerdo en alojamiento (max)	Rayon d'arondi de logement max	Raggio massimo di filettatura dell'alloggiamento	Raio máximo do mancal	Max husradie
Dynamic load rating ⁽¹⁾	C₁	Dynamische Tragzahl	Capacidad de carga dinámica	Capacité de charge dynamique	Coefficiente di carico dinamico	Capacidade de carga dinâmica	Dynamiskt bärighetstal
Factor ⁽²⁾	e	Faktor	Factor	Facteur	Fattore	Fator	Faktor
Factor ⁽²⁾	Y	Faktor	Factor	Facteur	Fattore	Fator	Faktor
Weight		Gewicht	Peso	Poids	Peso	Peso	Vikt
Tapered roller bearing		Kegelrollenlager	Rodamiento de rodillos cónicos	Roulement à rouleaux cóniques	Cuscinetto a rulli conici	Rolamento de rolo cónico	Koniskt rullager
Width series		Breitenreihe	Séries de anchura	Séries de largeur	Serie relativa alla larghezza	Largura da série	Breddseriebeteckning
Diameter series		Durchmesserreihe	Séries de diámetro	Séries de diamètre	Serie relativa al diametro	Diâmetro da série	Diameterseriebeteckning
Bore code		Bezeichnung der Innenringbohrung	Código para la designación del diámetro interior	Code d'alésage du cône	Designazione dell'alesaggio dell'anello interno	Código do furo	Beteckning för innerdiameter
Angle series		Bezeichnung für Winkelbaureihe	Séries de angularidad	Désignation de la série d'angle	Designazione serie angolare	Ângulo do furo	Kod för konvinkelsérie
Bore diameter		Bohrungsdurchmesser	Diámetro interior	Diamètre d'alésage	Alesaggio	Diâmetro do Furo	Lagrets innerdiameter
Metric component		Metrische Bezeichnung	Referencia métrica	Composant métrique	Identifica le dimensioni d'ingombro metriche	Componente métrico	Metrisk komponent
Duty		Verwendungsklasse	Indica a grandes rasgos las características	Usage	Tipo di utilizzo	Pesado	Applikationsklass
Component designator		Komponentenbezeichnung	Número de referencia	Désignation du composant	Designazione del componente	Designação do componente	Komponentnummer
Series prefix		Präfix der Baureihe	Características	Préfixe de la série	Prefisso di identificazione della serie	Prefixo da série	Serieprefix
Basic series indication		Angabe der Basisbaureihe	Indicativo básico de la serie	Série de base	Indicazione delle serie di base	Indicador básico da série	Basserienummer

⁽¹⁾ Based on 1 x 10⁶ revolutions L10 life for the ISO life calculation method.

⁽²⁾ Consult your Timken engineer for instructions on use or review the Timken Engineering Manual on timken.com/catalogs.

⁽³⁾ These maximum fillet radii will be cleared by the bearing corners.

 							
Part number		Označení ložiska	Oznaczenie	Simbol	Обозначение	Parça numarası	内径
Bore diameter	d	Průměr díry	Średnica otworu	Alezaj	Диаметр внутреннего отверстия	Delik çapı	外径
Outside diameter	D	Vnější průměr	Średnica zewnętrzna	Diametrul exterior	Наружный диаметр	Dış çap	幅
Width	T	Šířka	Szerokość	Lățime	Ширина	Genişlik	型番
Inner ring width	B	Šířka vnitřního kroužku	Szerokość pierścienia wewnętrznego	Lățimea inelului interior	Ширина внутреннего кольца	İç bilezik genişliği (mm)	内輪幅
Outer ring width	C	Šířka vnějšího kroužku	Szerokość pierścienia zewnętrznego	Lățimea inelului exterior	Ширина наружного кольца	Dış bilezik genişliği (mm)	外輪幅
Max shaft fillet radius ⁽³⁾	R	Max. poloměr zaoblení hřídele	Wał - ściepnie montażowe (maks.)	Raza max. de racordare a umărului arborelui	Макс. радиус галтели вала	Maks. mil köşe radyüsü	軸面取り (上限値) ⁽³⁾
Max housing fillet radius ⁽³⁾	r	Max. poloměr zaoblení skříně	Obudowa - ściepnie montażowe (maks.)	Raza max. de racordare a umărului carcasei	Макс. радиус галтели корпуса	Maks. yatak köşe radyüsü	ハウジング面取り (上限値) ⁽³⁾
Dynamic load rating ⁽¹⁾	C₁	Dynamická únosnost	Nośność dynamiczna	Capacitatea de încărcare dinamică	Базовая динамическая осевая грузоподъемность	Dinamik yük değeri	動定格荷重
Factor ⁽²⁾	e	Součinitel	Współczynnik	Factor	Козэффициент	Faktör	係数
Factor ⁽²⁾	Y	Součinitel	Współczynnik	Factor	Козэффициент	Faktör	係数
Weight		Hmotnost	Masa	Masa	Масса	Ağırlık	重量
Tapered roller bearing		Kuželkové ložisko	Łożysko stożkowe	Rulment cu role conice	Конический роликовый подшипник	Konik makaralı rulman	テーパローラベアリング
Width series		Šířková řada	Seria szerokości	Serie lățimi	Серия ширин	Genişlik serisi göstergesi	幅シリーズ
Diameter series		Průměrová řada	Seria średnic	Serie diametre	Серия диаметров	Dış çap serisi göstergesi	直径シリーズ
Bore code		Kód díry vnitřního kroužku	Oznaczenie średnicy otworu pierścienia wewnętrznego	Indicativul alezajului inelului interior	Код отверстия	Delik çapı numarası	内径コード
Angle series		Úhlová řada	Seria kątów	Serie unghiuri	Серия углов наклона роликов	Açı serisi göstergesi	角度シリーズ
Bore diameter		Průměr díry	Średnica otworu	Alezaj	Диаметр внутреннего отверстия	Delik çapı	内径
Metric component		Indikace metrické součásti	Łożysko w systemie metrycznym	Component metric	Указатель метрической серии	Metrik rulman göstergesi	メートル系部品
Duty		Provozní podmínky	Rodzaj zastosowania	Încarcare	Назначение подшипника	Yük/Hizmet sınıfı	負荷
Component designator		Indikace komponentu	Wyróżnik elementu	Indicativ component	Тип компонента	Rulman bileşenleri göstergesi	部品識別子
Series prefix		Předpona řady	Klasa obciążenia (przedrostek)	Prefixul seriei	Класс нагружения	Yük/Hizmet sınıfı	シリーズ先頭コード
Basic series indication		Základní značení řady	Oznaczenie podstawowe serii	Indicativul seriei de bază	Основная серия	Rulman tipi göstergesi	基本シリーズコード

⁽¹⁾ Based on 1 x 10⁶ revolutions L10 life for the ISO life calculation method.

⁽²⁾ Consult your Timken engineer for instructions on use or review the Timken Engineering Manual on timken.com/catalogs.

⁽³⁾ These maximum fillet radii will be cleared by the bearing corners.

TIMKEN

The Timken team applies their know-how to improve the reliability and performance of machinery in diverse markets worldwide. The company designs, makes and markets high-performance mechanical components, including bearings, gears, chain and related mechanical power transmission products and services.

www.timken.com

Stronger. Commitment. Stronger. Value. Stronger. Worldwide. Stronger. Together. | Stronger. By Design.